

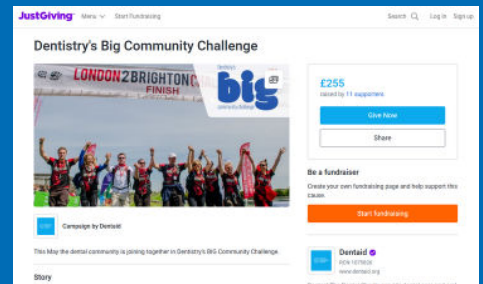
Creating your JustGiving page



1

Log into your JustGiving account and go to the Dentistry's Big Community Challenge webpage:

www.justgiving.com/campaign/dentistrys-big-community-challenge-for-dentaid



2

Click the orange 'Start Fundraising' button

Be a fundraiser

Create your own fundraising page and help support this cause.

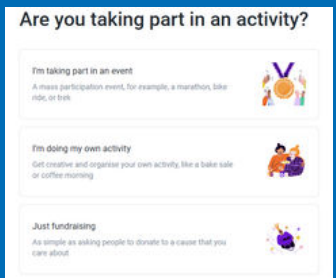
[Start fundraising](#)

3

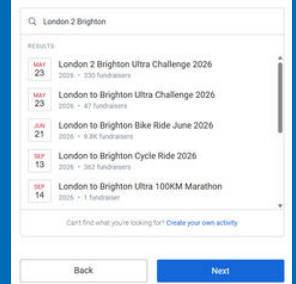
Select the following options:

- Are you fundraising in memory of someone? – **No**
- Are you taking part in an activity? – **I'm doing my own activity**
- Type of activity – **Personal Walk**
- Activity details – **'Walk My Way – Dentistry's Big Community Challenge 2026'**
- Date of activity – **Choose your preferred date(s)**
- How much would you like to raise? – **Choose your own; suggested minimum £50**
- Personalise your page – **Add a title and description; you can also customise the page link**
- **Add a cover photo. Feel free to use the main event image or add your own**

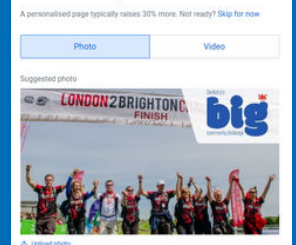
Launch your page – Tick the box under Keeping in touch if you'd like to hear from Dentaid, then click the blue 'Launch my Page' button,



Tell us more about your event



Add a cover photo or video



4

You're all set!

Start fundraising by sharing your page with friends, family and on social media. Keep posting updates and images of your training. Contact us if you'd like a QR code for your page.